


# The Economic Value of Richland Community College



**The RCC Service Area**  
Illinois

## About RCC

 **4,091**  
Students

 **312**  
Employees

## Economic impact analysis



 **\$166.0 million** Added income

### Alumni impact

*Impact of the increased earnings of RCC alumni and the businesses they work for*

An economic boost similar to hosting the World Series **26x**



OR **1,952** Jobs supported



**1 out of every 32**

jobs in the RCC Service Area is supported by the activities of RCC and its students.



 **\$12.2 million** Added income

### Operations spending impact

*Impact of annual payroll and other spending*

Enough to buy **259** new cars



OR **323** Jobs supported



 **\$1.9 million** Added income


### Student spending impact

*Impact of the daily spending of RCC students attracted to or retained in the region*

Enough to buy **129** families\* a year's worth of groceries



OR **35** Jobs supported

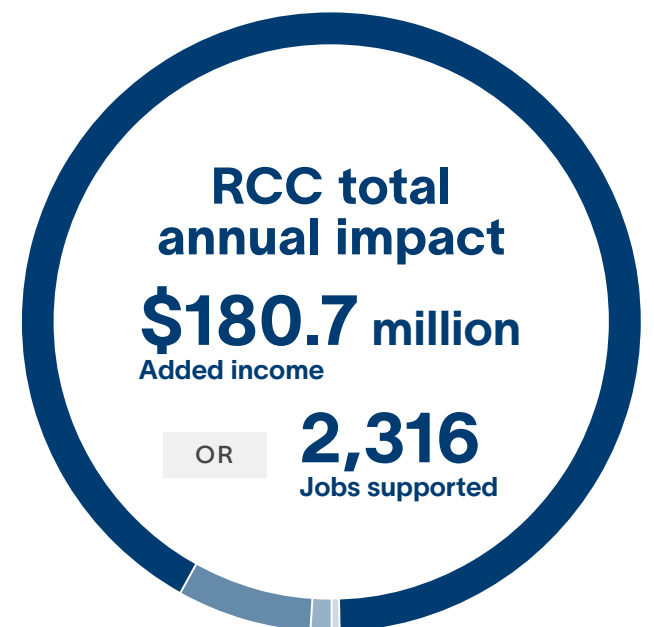


 **\$0.6 million** Added income

### Construction spending impact

*Impact of expenditures for ongoing construction projects*

OR **6** Jobs supported

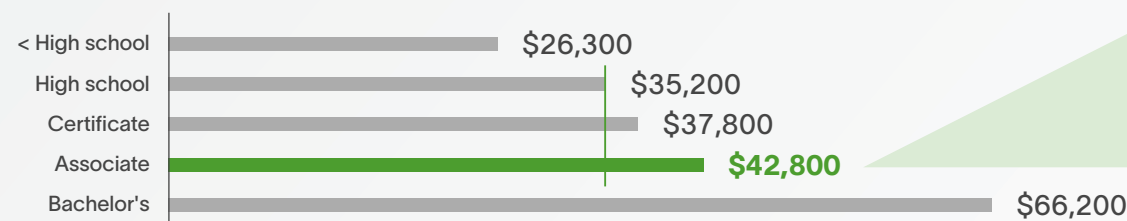


● = 25 jobs \* = family of four

## Investment analysis



### Average earnings by education level at career midpoint



The average associate degree graduate from RCC will see an increase in earnings of **\$7,600** each year compared to someone with a high school diploma working in Illinois.

**For every \$1...**



**Students** gain **\$5.00** in higher lifetime earnings



**Taxpayers** gain **\$1.30** in added tax revenue and public sector savings



**Society** gains **\$5.00** in added income and social savings